







# Year 1 Spring 1 Immersive Learning Themes

## Life Skills

Remember	Understand	Apply	Analyse	Evaluate	Create
Recall facts and basic concepts	Explain ideas or concepts	Use information in new situations	Draw connections amongst ideas	Justify a stand or decision	Produce new or original work
<i>Define, describe, duplicate, explain, identify, illustrate, list, locate, memorise, recite, repeat, state, tell, quote</i>	<i>Classify, describe, discuss, explain, identify, interpret, paraphrase, recognise, report, select, summarise, translate</i>	<i>Articulate, demonstrate, dramatise, execute, interpret, implement, operate, prepare, relate, sketch, solve, teach, use</i>	<i>Categorise, compare, conclude, connect, contrast, distinguish, examine, illustrate, organise, questions, take apart, test</i>	<i>Appraise, argue, critique, defend, grade, judge, plan out, prioritise, reframe, select, support, value, weigh</i>	<i>Assemble, author, collaborate, construct, design, develop, formulate, invent, investigate, modify, rewrite, role-play</i>

1 week focus	2 week focus		1 week focus	2 week focus	
DT	Science		RE	History	
<b>What do I need to be to be healthy?</b>	<b>What kind of animal is it?</b>		<b>What does it mean to belong to Islam?</b>	<b>How have toys changed? etc.</b>	
<p><b>Core book:</b> <i>Supertato: Veggies Assemble, Sue Hendra &amp; Paul Linnet</i></p> <p><b>Life Skill:</b> Evaluation <b>Vocabulary:</b> Chop, slice, peel, ingredients, safety, identify, fruit, vegetable</p> <p><b>Enrichment:</b> Smoothie making</p>  Article 28	<p><b>Core book:</b> <i>Say Hi to Hedgehogs!, Jane McGuinness</i></p> <p><b>Life Skill:</b> Analyse <b>Vocabulary:</b> Fish, amphibian, reptile, bird, mammal</p> <p><b>Enrichment:</b> Reptile exposure</p>  Article 24	<p><b>Core book:</b> <i>Say Hi to Hedgehogs!, Jane McGuinness</i></p> <p><b>Life Skill:</b> Analyse <b>Vocabulary:</b> Fish, amphibian, reptile, bird, mammal</p> <p><b>Enrichment:</b> Forest Visit</p>  Article 24	<p><b>Life Skill:</b> Understand <b>Vocabulary:</b> Belong, belief, religion, religious, holy</p> <p><b>Enrichment:</b> Mosque Visit</p>  Article 14	<p><b>Core book:</b> <i>The Toy Maker, Martin Waddell</i></p> <p><b>Life Skill:</b> Analyse <b>Vocabulary:</b> History, past, memory, change, toy, compare, present</p> <p><b>Enrichment:</b> Mystery toys</p>  Article 12	<p><b>Core book:</b> <i>The Toy Maker, Martin Waddell</i></p> <p><b>Life Skill:</b> Analyse <b>Vocabulary:</b> History, past, memory, change, toy, compare, present</p> <p><b>Enrichment:</b> Toy drama workshop</p>  Article 13

## Year 1 Spring 1 Immersive Learning Themes

<p><b>DT (main subject):</b> Make a smoothie</p> <p><b>Science:</b> I understand about microbes</p> <p><b>PSHE:</b> I understand healthy eating</p>	<p><b>Science (main subject):</b> Classifying different animals.</p> <p><b>English:</b> Non-fiction fact file about animals</p> <p><b>PSHE:</b> Life cycles</p>	<p><b>Science (main subject):</b> Classifying different animals- identifying animals in their habitat in the forest.</p> <p><b>English:</b> Non-fiction fact file about animals</p> <p><b>PSHE:</b> Road safety</p>	<p><b>RE (main subject):</b> Understand how people show that they belong to Islam?</p> <p><b>PSHE:</b> Celebrating differences</p>	<p><b>History (main subject):</b> How have toys changed over time?</p> <p><b>PSHE:</b> Making new friends</p>	<p><b>History (main subject):</b> How have toys changed over time?</p> <p><b>English:</b> Creative writing about a toy</p>
---	---	---	--	---	--